

PRINCE GEORGES COUNTY

Residential Market Report

HOUSING REPORT

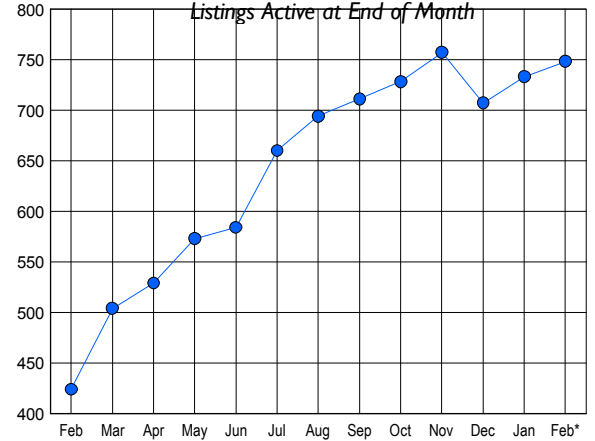
CONDO & COOPS

February 2008

LISTINGS

Price Range	New This Month			Total Actives		
	2008	2007	% Change	2008	2007	% Change
0 - 149,999	27	18	50.0	128	43	197.7
150,000 - 199,999	60	45	33.3	234	102	129.4
200,000 - 299,999	94	106	-11.3	348	219	58.9
300,000 - 399,999	14	21	-33.3	33	50	-34.0
400,000 - 499,999	1	9	-88.9	3	10	-70.0
500,000 - 599,999	2	0	200.0	2	0	0.0
600,000 - 699,999	0	0	0.0	0	0	0.0
700,000 - 799,999	0	0	0.0	0	0	0.0
800,000 - 899,999	0	0	0.0	0	0	0.0
900,000 - 999,999	0	0	0.0	0	0	0.0
1,000,000 - 1,249,999	0	0	0.0	0	0	0.0
1,250,000 - 1,499,999	0	0	0.0	0	0	0.0
1,500,000 +	0	0	0.0	0	0	0.0
TOTALS	198	199	-0.5	748	424	76.4

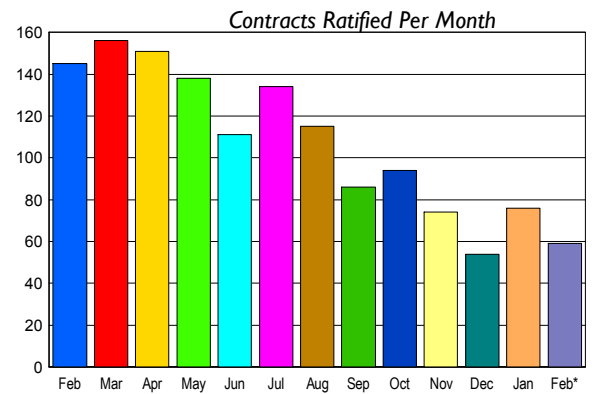
INVENTORY TREND



CONTRACTS

Price Range	New This Month			Year-To-Date		
	2008	2007	% Change	2008	2007	% Change
0 - 149,999	7	30	-76.7	18	51	-64.7
150,000 - 199,999	22	44	-50.0	52	94	-44.7
200,000 - 299,999	30	63	-52.4	65	136	-52.2
300,000 - 399,999	0	7	-100.0	2	17	-88.2
400,000 - 499,999	0	1	-100.0	0	1	-100.0
500,000 - 599,999	0	0	0.0	0	0	0.0
600,000 - 699,999	0	0	0.0	0	0	0.0
700,000 - 799,999	0	0	0.0	0	0	0.0
800,000 - 899,999	0	0	0.0	0	0	0.0
900,000 - 999,999	0	0	0.0	0	0	0.0
1,000,000 - 1,249,999	0	0	0.0	0	0	0.0
1,250,000 - 1,499,999	0	0	0.0	0	0	0.0
1,500,000 +	0	0	0.0	0	0	0.0
TOTALS	59	145	-59.3	137	299	-54.2

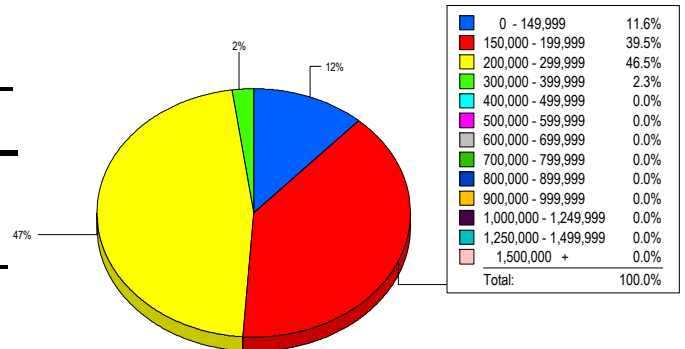
SALES TREND



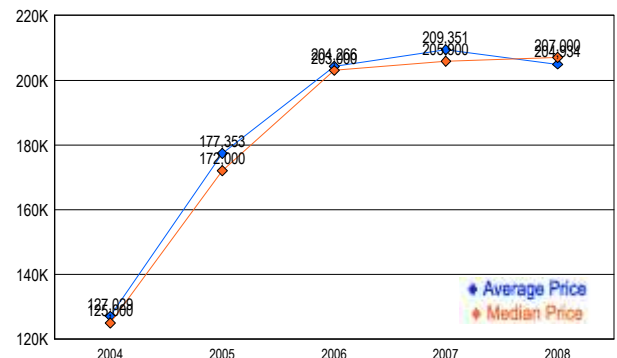
SETTLEMENTS

Price Range	New This Month			Year-To-Date		
	2008	2007	% Change	2008	2007	% Change
0 - 149,999	5	17	-70.6	12	39	-69.2
150,000 - 199,999	17	27	-37.0	32	59	-45.8
200,000 - 299,999	20	49	-59.2	45	102	-55.9
300,000 - 399,999	1	2	-50.0	3	13	-76.9
400,000 - 499,999	0	0	0.0	1	0	-100.0
500,000 - 599,999	0	0	0.0	0	0	0.0
600,000 - 699,999	0	0	0.0	0	0	0.0
700,000 - 799,999	0	0	0.0	0	0	0.0
800,000 - 899,999	0	0	0.0	0	0	0.0
900,000 - 999,999	0	0	0.0	0	0	0.0
1,000,000 - 1,249,999	0	0	0.0	0	0	0.0
1,250,000 - 1,499,999	0	0	0.0	0	0	0.0
1,500,000 +	0	0	0.0	0	0	0.0
TOTALS	43	95	-54.7	93	213	-56.3

MARKET BY PRICE RANGE



AVERAGE & MEDIAN PRICE



DATA SOURCE: Metropolitan Regional Information Systems, Inc. (MRIS)

NOTES: Properties not listed through this Multiple Listing Service are not reflected. The term "sales" represents ratified purchase contracts. Current year information is preliminary and subject to revision. Current year-to-date contract information may not equal the sum of the monthly contract totals reported in