

PRINCE GEORGES COUNTY

Residential Market Report

HOUSING REPORT

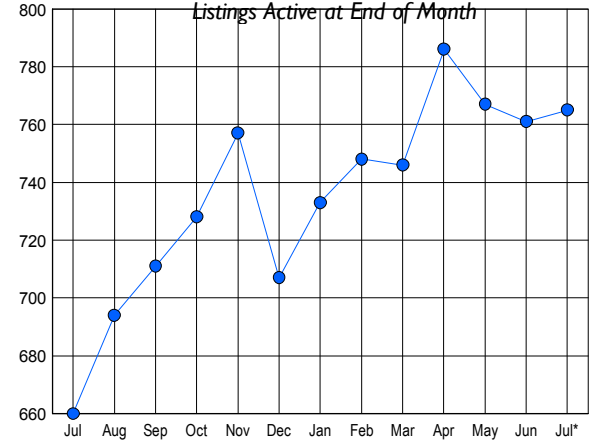
CONDO & COOPS

July 2008

LISTINGS

Price Range	New This Month			Total Actives		
	2008	2007	% Change	2008	2007	% Change
0 - 149,999	42	44	-4.5	169	72	134.7
150,000 - 199,999	57	72	-20.8	240	165	45.5
200,000 - 299,999	92	145	-36.6	326	355	-8.2
300,000 - 399,999	5	17	-70.6	24	52	-53.8
400,000 - 499,999	1	4	-75.0	3	12	-75.0
500,000 - 599,999	1	1	0.0	3	3	0.0
600,000 - 699,999	0	0	0.0	0	1	-100.0
700,000 - 799,999	0	0	0.0	0	0	0.0
800,000 - 899,999	0	0	0.0	0	0	0.0
900,000 - 999,999	0	0	0.0	0	0	0.0
1,000,000 - 1,249,999	0	0	0.0	0	0	0.0
1,250,000 - 1,499,999	0	0	0.0	0	0	0.0
1,500,000 +	0	0	0.0	0	0	0.0
TOTALS	198	283	-30.0	765	660	15.9

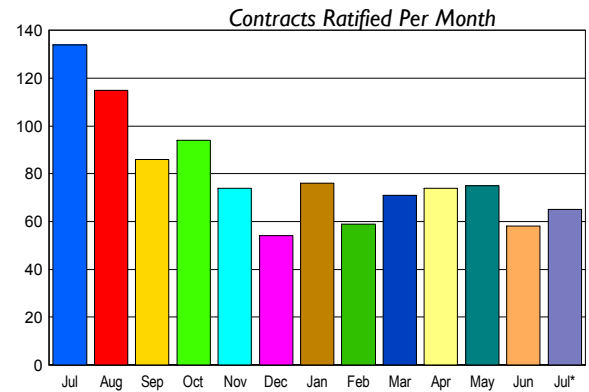
INVENTORY TREND



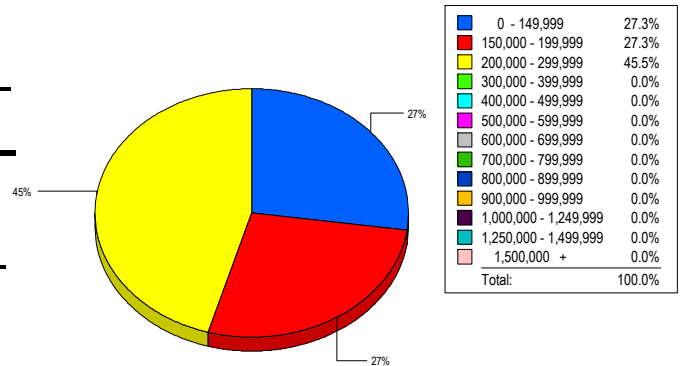
CONTRACTS

Price Range	New This Month			Year-To-Date		
	2008	2007	% Change	2008	2007	% Change
0 - 149,999	19	18	5.6	90	124	-27.4
150,000 - 199,999	25	39	-35.9	157	278	-43.5
200,000 - 299,999	18	74	-75.7	187	479	-61.0
300,000 - 399,999	3	2	50.0	10	45	-77.8
400,000 - 499,999	0	1	-100.0	0	3	-100.0
500,000 - 599,999	0	0	0.0	0	0	0.0
600,000 - 699,999	0	0	0.0	0	0	0.0
700,000 - 799,999	0	0	0.0	0	0	0.0
800,000 - 899,999	0	0	0.0	0	0	0.0
900,000 - 999,999	0	0	0.0	0	0	0.0
1,000,000 - 1,249,999	0	0	0.0	0	0	0.0
1,250,000 - 1,499,999	0	0	0.0	0	0	0.0
1,500,000 +	0	0	0.0	0	0	0.0
TOTALS	65	134	-51.5	444	929	-52.2

SALES TREND



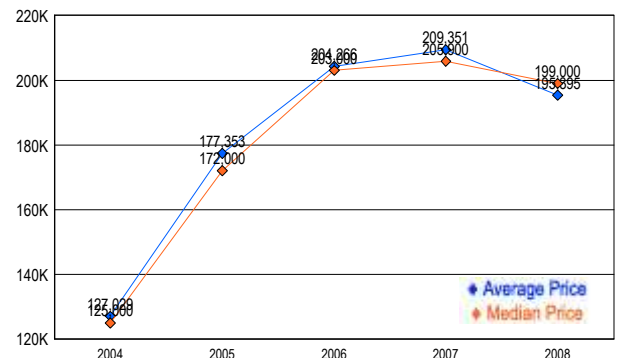
MARKET BY PRICE RANGE



SETTLEMENTS

Price Range	New This Month			Year-To-Date		
	2008	2007	% Change	2008	2007	% Change
0 - 149,999	12	9	33.3	64	123	-48.0
150,000 - 199,999	12	34	-64.7	131	248	-47.2
200,000 - 299,999	20	46	-56.5	176	440	-60.0
300,000 - 399,999	0	6	-100.0	7	48	-85.4
400,000 - 499,999	0	0	0.0	2	2	0.0
500,000 - 599,999	0	0	0.0	0	0	0.0
600,000 - 699,999	0	0	0.0	0	0	0.0
700,000 - 799,999	0	0	0.0	0	0	0.0
800,000 - 899,999	0	0	0.0	0	0	0.0
900,000 - 999,999	0	0	0.0	0	0	0.0
1,000,000 - 1,249,999	0	0	0.0	0	0	0.0
1,250,000 - 1,499,999	0	0	0.0	0	0	0.0
1,500,000 +	0	0	0.0	0	0	0.0
TOTALS	44	95	-53.7	380	861	-55.9

AVERAGE & MEDIAN PRICE



DATA SOURCE: Metropolitan Regional Information Systems, Inc. (MRIS)

NOTES: Properties not listed through this Multiple Listing Service are not reflected. The term "sales" represents ratified purchase contracts. Current year information is preliminary and subject to revision. Current year-to-date contract information may not equal the sum of the monthly contract totals reported in