

PRINCE GEORGES COUNTY

Residential Market Report

HOUSING REPORT

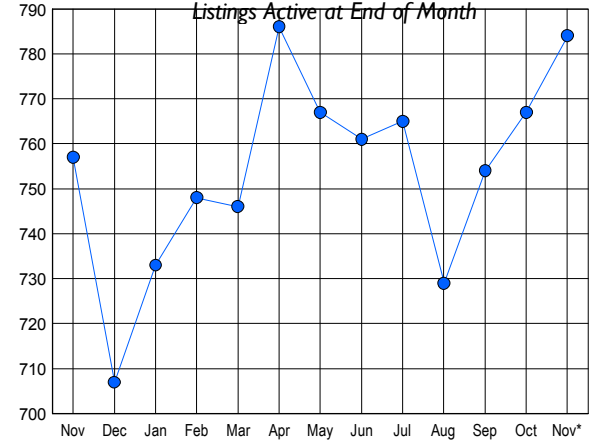
CONDO & COOPS

November 2008

LISTINGS

Price Range	New This Month			Total Actives		
	2008	2007	% Change	2008	2007	% Change
0 - 149,999	53	24	120.8	243	102	138.2
150,000 - 199,999	51	61	-16.4	248	221	12.2
200,000 - 299,999	37	101	-63.4	274	384	-28.6
300,000 - 399,999	3	13	-76.9	13	42	-69.0
400,000 - 499,999	0	2	-100.0	3	7	-57.1
500,000 - 599,999	0	1	-100.0	2	1	100.0
600,000 - 699,999	0	0	0.0	1	0	0.0
700,000 - 799,999	0	0	0.0	0	0	0.0
800,000 - 899,999	0	0	0.0	0	0	0.0
900,000 - 999,999	0	0	0.0	0	0	0.0
1,000,000 - 1,249,999	0	0	0.0	0	0	0.0
1,250,000 - 1,499,999	0	0	0.0	0	0	0.0
1,500,000 +	0	0	0.0	0	0	0.0
TOTALS	144	202	-28.7	784	757	3.6

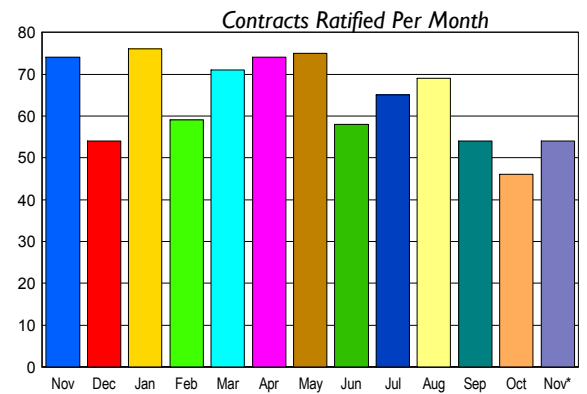
INVENTORY TREND



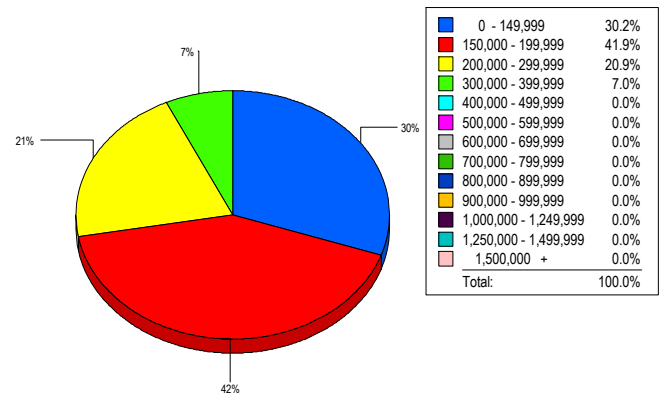
CONTRACTS

Price Range	New This Month			Year-To-Date		
	2008	2007	% Change	2008	2007	% Change
0 - 149,999	21	13	61.5	144	173	-16.8
150,000 - 199,999	19	23	-17.4	221	401	-44.9
200,000 - 299,999	14	35	-60.0	254	620	-59.0
300,000 - 399,999	0	3	-100.0	11	64	-82.8
400,000 - 499,999	0	0	0.0	0	3	-100.0
500,000 - 599,999	0	0	0.0	0	1	-100.0
600,000 - 699,999	0	0	0.0	0	0	0.0
700,000 - 799,999	0	0	0.0	0	0	0.0
800,000 - 899,999	0	0	0.0	0	0	0.0
900,000 - 999,999	0	0	0.0	0	0	0.0
1,000,000 - 1,249,999	0	0	0.0	0	0	0.0
1,250,000 - 1,499,999	0	0	0.0	0	0	0.0
1,500,000 +	0	0	0.0	0	0	0.0
TOTALS	54	74	-27.0	630	1262	-50.1

SALES TREND



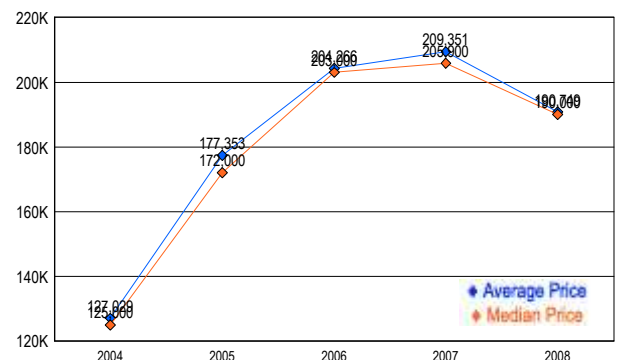
MARKET BY PRICE RANGE



SETTLEMENTS

Price Range	New This Month			Year-To-Date		
	2008	2007	% Change	2008	2007	% Change
0 - 149,999	13	16	-18.8	131	182	-28.0
150,000 - 199,999	18	24	-25.0	206	389	-47.0
200,000 - 299,999	9	25	-64.0	253	614	-58.8
300,000 - 399,999	3	3	0.0	13	66	-80.3
400,000 - 499,999	0	0	0.0	2	3	-33.3
500,000 - 599,999	0	0	0.0	0	0	0.0
600,000 - 699,999	0	0	0.0	0	0	0.0
700,000 - 799,999	0	0	0.0	0	0	0.0
800,000 - 899,999	0	0	0.0	0	0	0.0
900,000 - 999,999	0	0	0.0	0	0	0.0
1,000,000 - 1,249,999	0	0	0.0	0	0	0.0
1,250,000 - 1,499,999	0	0	0.0	0	0	0.0
1,500,000 +	0	0	0.0	0	0	0.0
TOTALS	43	68	-36.8	605	1254	-51.8

AVERAGE & MEDIAN PRICE



DATA SOURCE: Metropolitan Regional Information Systems, Inc. (MRIS)

NOTES: Properties not listed through this Multiple Listing Service are not reflected. The term "sales" represents ratified purchase contracts. Current year information is preliminary and subject to revision. Current year-to-date contract information may not equal the sum of the monthly contract totals reported in