

PRINCE GEORGES COUNTY

Residential Market Report

HOUSING REPORT

CONDO & COOPS

September 2009

LISTINGS

Price Range	New This Month			Total Actives		
	2009	2008	% Change	2009	2008	% Change
0 - 149,999	80	46	73.9	352	197	78.7
150,000 - 199,999	53	56	-5.4	204	243	-16.0
200,000 - 299,999	44	72	-38.9	128	292	-56.2
300,000 - 399,999	2	4	-50.0	7	16	-56.3
400,000 - 499,999	0	0	0.0	5	4	25.0
500,000 - 599,999	0	1	-100.0	0	2	-100.0
600,000 - 699,999	0	0	0.0	0	0	0.0
700,000 - 799,999	0	0	0.0	0	0	0.0
800,000 - 899,999	0	0	0.0	1	0	0.0
900,000 - 999,999	0	0	0.0	0	0	0.0
1,000,000 - 1,249,999	0	0	0.0	1	0	0.0
1,250,000 - 1,499,999	0	0	0.0	0	0	0.0
1,500,000 +	0	0	0.0	0	0	0.0
TOTALS	179	179	0.0	698	754	-7.4

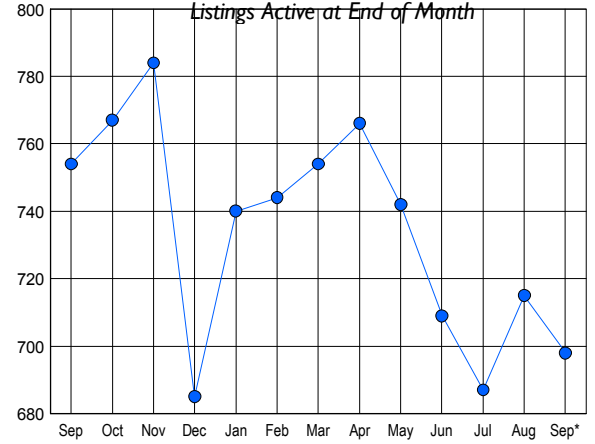
CONTRACTS

Price Range	New This Month			Year-To-Date		
	2009	2008	% Change	2009	2008	% Change
0 - 149,999	56	18	211.1	242	117	106.8
150,000 - 199,999	30	13	130.8	139	185	-24.9
200,000 - 299,999	20	23	-13.0	106	239	-55.6
300,000 - 399,999	0	0	0.0	2	9	-77.8
400,000 - 499,999	0	0	0.0	1	0	100.0
500,000 - 599,999	0	0	0.0	0	0	0.0
600,000 - 699,999	0	0	0.0	0	0	0.0
700,000 - 799,999	0	0	0.0	0	0	0.0
800,000 - 899,999	0	0	0.0	0	0	0.0
900,000 - 999,999	0	0	0.0	0	0	0.0
1,000,000 - 1,249,999	0	0	0.0	0	0	0.0
1,250,000 - 1,499,999	0	0	0.0	0	0	0.0
1,500,000 +	0	0	0.0	0	0	0.0
TOTALS	106	54	96.3	490	550	-10.9

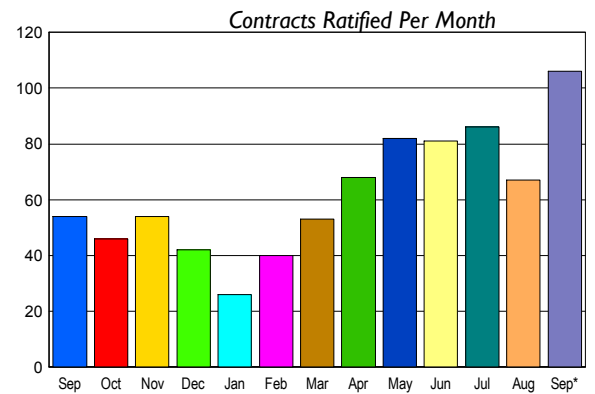
SETTLEMENTS

Price Range	New This Month			Year-To-Date		
	2009	2008	% Change	2009	2008	% Change
0 - 149,999	16	18	-11.1	161	98	64.3
150,000 - 199,999	9	16	-43.8	89	169	-47.3
200,000 - 299,999	6	20	-70.0	88	223	-60.5
300,000 - 399,999	0	0	0.0	2	9	-77.8
400,000 - 499,999	0	0	0.0	1	2	-50.0
500,000 - 599,999	0	0	0.0	0	0	0.0
600,000 - 699,999	0	0	0.0	0	0	0.0
700,000 - 799,999	0	0	0.0	0	0	0.0
800,000 - 899,999	0	0	0.0	0	0	0.0
900,000 - 999,999	0	0	0.0	0	0	0.0
1,000,000 - 1,249,999	0	0	0.0	0	0	0.0
1,250,000 - 1,499,999	0	0	0.0	0	0	0.0
1,500,000 +	1	0	100.0	1	0	-100.0
TOTALS	32	54	-40.7	342	501	-31.7

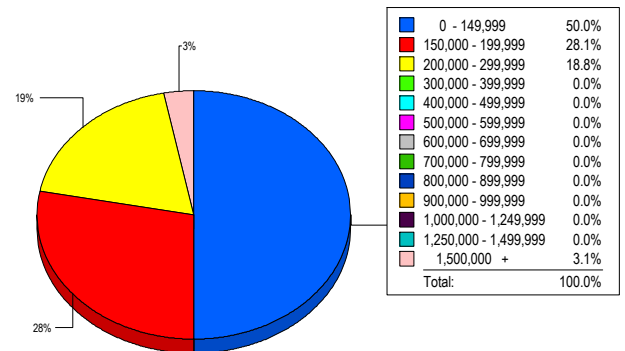
INVENTORY TREND



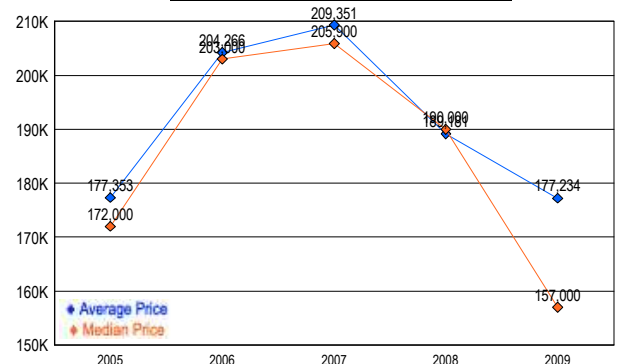
SALES TREND



MARKET BY PRICE RANGE



AVERAGE & MEDIAN PRICE



DATA SOURCE: Metropolitan Regional Information Systems, Inc. (MRIS)

NOTES: Properties not listed through this Multiple Listing Service are not reflected. The term "sales" represents ratified purchase contracts. Current year information is preliminary and subject to revision. Current year-to-date contract information may not equal the sum of the monthly contract totals reported in