

PRINCE GEORGES COUNTY

Residential Market Report

HOUSING REPORT

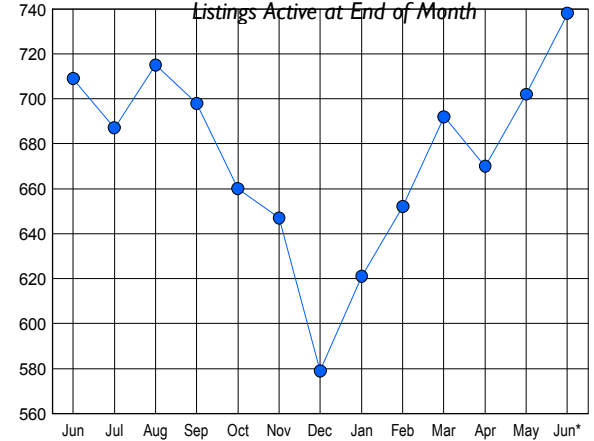
CONDO & COOPS

June 2010

LISTINGS

Price Range	New This Month			Total Actives		
	2010	2009	% Change	2010	2009	% Change
0 - 149,999	114	62	83.9	442	320	38.1
150,000 - 199,999	42	44	-4.5	169	206	-18.0
200,000 - 299,999	22	22	0.0	110	171	-35.7
300,000 - 399,999	1	2	-50.0	8	7	14.3
400,000 - 499,999	0	0	0.0	2	4	-50.0
500,000 - 599,999	0	0	0.0	3	0	0.0
600,000 - 699,999	1	0	100.0	2	0	0.0
700,000 - 799,999	0	0	0.0	1	0	0.0
800,000 - 899,999	0	0	0.0	0	0	0.0
900,000 - 999,999	0	0	0.0	0	0	0.0
1,000,000 - 1,249,999	0	0	0.0	0	1	-100.0
1,250,000 - 1,499,999	0	0	0.0	0	0	0.0
1,500,000 +	0	0	0.0	1	0	0.0
TOTALS	180	130	38.5	738	709	4.1

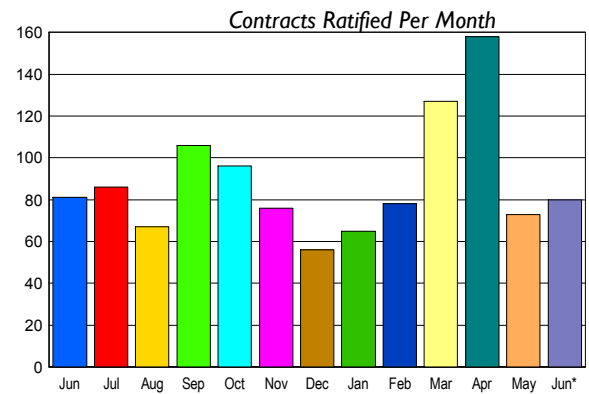
INVENTORY TREND



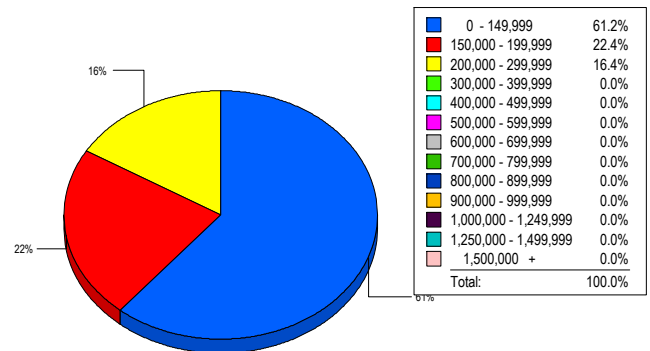
CONTRACTS

Price Range	New This Month			Year-To-Date		
	2010	2009	% Change	2010	2009	% Change
0 - 149,999	65	42	54.8	331	134	147.0
150,000 - 199,999	10	26	-61.5	87	83	4.8
200,000 - 299,999	5	13	-61.5	56	74	-24.3
300,000 - 399,999	0	0	0.0	5	4	25.0
400,000 - 499,999	0	0	0.0	0	0	0.0
500,000 - 599,999	0	0	0.0	1	0	100.0
600,000 - 699,999	0	0	0.0	0	0	0.0
700,000 - 799,999	0	0	0.0	0	0	0.0
800,000 - 899,999	0	0	0.0	0	0	0.0
900,000 - 999,999	0	0	0.0	0	0	0.0
1,000,000 - 1,249,999	0	0	0.0	0	0	0.0
1,250,000 - 1,499,999	0	0	0.0	0	0	0.0
1,500,000 +	0	0	0.0	0	0	0.0
TOTALS	80	81	-1.2	480	295	62.7

SALES TREND



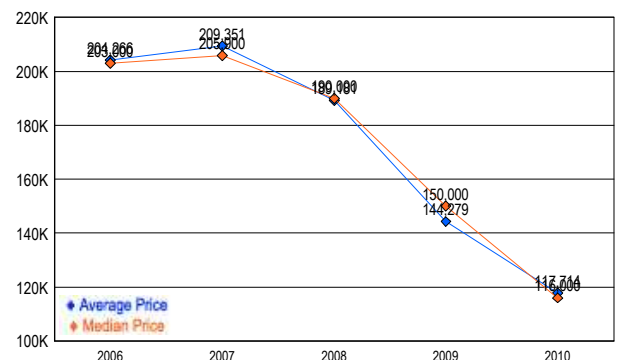
MARKET BY PRICE RANGE



SETTLEMENTS

Price Range	New This Month			Year-To-Date		
	2010	2009	% Change	2010	2009	% Change
0 - 149,999	41	15	173.3	240	82	192.7
150,000 - 199,999	15	9	66.7	75	47	59.6
200,000 - 299,999	11	16	-31.3	49	58	-15.5
300,000 - 399,999	0	1	-100.0	3	2	50.0
400,000 - 499,999	0	0	0.0	0	0	0.0
500,000 - 599,999	0	0	0.0	1	0	-100.0
600,000 - 699,999	0	0	0.0	0	0	0.0
700,000 - 799,999	0	0	0.0	0	0	0.0
800,000 - 899,999	0	0	0.0	0	0	0.0
900,000 - 999,999	0	0	0.0	0	0	0.0
1,000,000 - 1,249,999	0	0	0.0	0	0	0.0
1,250,000 - 1,499,999	0	0	0.0	0	0	0.0
1,500,000 +	0	0	0.0	0	0	0.0
TOTALS	67	41	63.4	368	189	94.7

AVERAGE & MEDIAN PRICE



DATA SOURCE: Metropolitan Regional Information Systems, Inc. (MRIS)

NOTES: Properties not listed through this Multiple Listing Service are not reflected. The term "sales" represents ratified purchase contracts. Current year information is preliminary and subject to revision. Current year-to-date contract information may not equal the sum of the monthly contract totals reported in